




Stormshield

Triple layer protection at the ridge end, with glazing compression trims, a weathering shield and a secure-fit cover




Neat ridge ends

Neat ridge ends – less bulky vs traditional conservatories. Less material - more light



Strong ridge

Super strong ridge with a high performance thermal break reduces the risk of condensation




Twinbolts

Twinbolts deliver super-strong glazing bar structural connections to ridge and eaves beam



Slim sightlines

Less bars and no bulky radius ends creates a neat, slim lantern look from the inside with a fixed 25 degree pitch



Jack rafters

Tried tested and proven structural jack rafter connections



Profile

Strong 'wineglass' bars engineered to withstand extreme weather conditions for your postcode



Cornice

Create an orangery look around the roofline with a choice of 4 stylish cornice designs



RAL colour

Available in any RAL colour to match your windows and doors



Pre-approved by Assent and JHAI for easy, fast Building Regulation approval.




# Orangery

By Ultraframe



Glass options

Choose from a wide range of high performance glass options




Glazing stops

Robust glazing supports prevent glass slippage



Columns

Choose from super-insulated columns finished in aluminum, brick or render.



Pelmet

An insulated internal pelmet creates the lantern orangery look providing a perimeter ceiling for spotlights and speakers